



-  **115 kW** (Stage V)
97 kW (Stage IIIa)
90 kW (Electro)
-  **25 t**
-  **9 m**
-  **MAXCAB**

818E

Crawler material handling machine



1976: S 517 with crawler chassis and plastic cab in earth moving

What makes up the E-Series

- More than 65 years of experience in designing and constructing hydraulic material handling machines
- Uncompromisingly high performance in all areas: Focus on material handling
- Technology that can be mastered: High-quality components without over-engineering
- Long product service life and high value retention

Your top benefits

1

Green Efficiency

Save fuel - reduce operating costs
Work quietly - protect operator and environment



2

Peak performance

Durable mechanical systems - stressed parts optimized
High speeds - high load capacities

3

Maximum usability

Comfortable Maxcab operator cab - relaxed work
SENCON - work program selection made easy



4

Maximum safety

Safe entry and exit - no-slip steps
State-of-the-art camera - entire work area in view

5

Maintenance and service made easy

SENNEBOGEN Control System SENCON - easy fault diagnosis
Easy Maintenance - clear labeling

6


Consultation and support in your area

3 production sites - 2 subsidiaries
more than 150 sales partners - worldwide and also in your area





818E The E-Series. At a glance.



Four ways to save fuel

- Up to 20% savings: working in Eco Mode with reduced engine speed
- Idle automation reduces speed to 40% of operating speed
- Stop automation switches the engine off when not needed
- Optimized settings of engine and hydraulics reduces fuel consumption



Quiet operation 3

- Consistently quiet operation thanks to decoupled engine mounts and soundproofing in the doors
- Soundpower level according to 2000/14/EC up to 2 dB lower than required

High-capacity cooling 4

- Constant, reliable performance thanks to large-dimensioned and robust fans and coolers
- Water and oil coolers with top-notch efficiency thanks to axial-piston pump and motor control and on demand thermostatic control
- Fan reversal for cleaning in series



Maximum safety

- No-slip work surfaces **1**
- 2 cameras to the right and rear
- Step grid with railing* next to cab sliding door **2**

Powerful hydraulic system **5**

- Strong pumps with power reserves
- Top efficiency thanks to large-dimensioned hydraulic valves and lines
- Extra-long change intervals of 4,000 operating hours through initial fill-up with special oil with extended service life when using SENNEBOGEN HydroClean*

* optional



The premium cab.

Panoramic view

Features

- optimum cab climate with automatic air conditioning system, partial tinted glass
- pleasant and equal temperature dispersion by means of 9 nozzles
- panoramic view
- comfort seat with air suspension
- very quiet through optimized noise insulation
- highest safety & comfort with sliding door, wide door opening
- ergonomically arranged operating controls for fatigue-free and relaxed working
- 12 V, 24 V, and USB charging sockets, hands-free telephone preparation, document box
- various options: electric cool box behind driver's seat, seat air conditioning

SENNEBOGEN joysticks

- consoles and ergonomic joysticks that move with the seat
- pleasant grip through ergonomic design
- precise control of all movements through direct and sensitive function activation
- quick access to all operating controls through optimized design of all push-buttons and switches

B18E Maintenance and service made easy.



Optimized for maintenance

- Fast and easy diagnosis thanks to the clearly labeled electrical distributor
- Easy accessibility to all service points of the machine
- Automatic central lubrication for equipment and slewing gear



SENNEBOGEN HydroClean*

- Optimal protection of hydraulic components thanks to 3 µm micro-filter
- Cleaner hydraulic oil, longer oil service life



Central measuring points

- Easily accessible
- Inspect the entire hydraulic system quickly






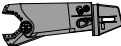

Clear labeling

- All parts labeled with a unique part number
- Easy and reliable spare parts ordering

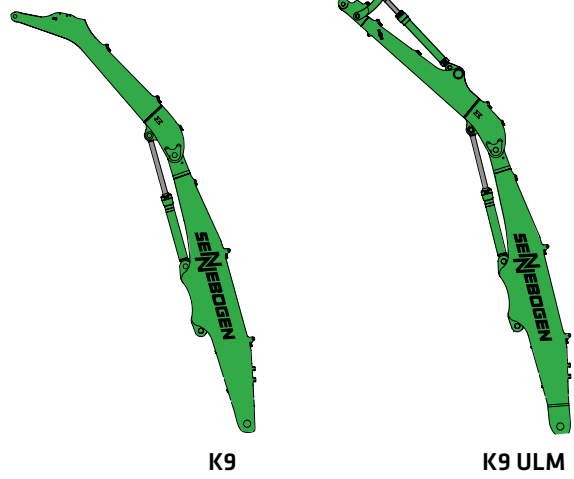
* Option

818E Modular design – versatile solutions

Attachments

-  Orange peel grab
-  Clamshell grab
-  Magnetic plate
-  Scrap metal shears
-  Sorting grab

Equipment options (others available upon request)



K9

K9 ULM

Cabs



Maxcab



Maxcab Industry

Cab elevation



E270

Uppercarriage



Options



Diesel-hydraulic drive



Electrohydraulic drive

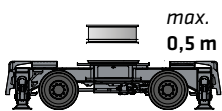


Motorized cable reel

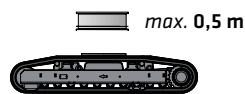


Transformer

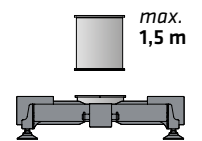
Undercarriage variants



Mobile M*




Crawler
R25/240



4-point pedestal

818E Advantages at a glance



Reliable operation
through robust and FEM optimized equipment

Sliding door
for convenient entry and exit

Better illumination
of the work area through
powerful LED headlights*

Ideal overview
and safe working height thanks
to stable cab elevation

High load capacities
even when fully extended,
thanks to massive cylinders

Robust side cover
Made of recyclable
sheet steel

Safe entry and exit
thanks to platform with railing*

Safe entry and exit
using railings on the uppercar-
raige*, grip handles and anti-slip
steps

* Option

818E Technical data, equipment

MACHINE TYPE

Model (type) **818**

ENGINE

Power **115 kW at 2200 rpm (Stage V)**
97 kW at 2200 min⁻¹ (Stage IIIa)

Model **Cummins B 4.5, Stage V**
Cummins QSB 4.5, Stage IIIa
Direct injection, turbo charged, charge air cooling, fewer emissions, ECO mode, idle automation, stop automation, diesel particulate filter (DPF - only Stage V)

Cooling Water-cooled

Air filter Dry air filter with integrated pre-separator, safety element, contamination indicator

Fuel tank **330 l**

DEF tank **30 l**

Electr. system **24 V**

Batteries 2 x cold-start high-performance batteries

Options

- Engine block heater for temperatures below -20 °C
- Electric fuel pump
- Jump-start terminals
- Additional cyclone pre-separator

UPPERCARRIAGE

Design Torsion-resistant upper frame with continuous bearing plates from the boom link to the counterweight for optimal force transmission, precision treated, steel bushing for boom storage, lockable storage compartment, very low noise emission values

Central lubrication Automatic central lubrication for equipment and slewing gear

Electrical system central electrical distributor, battery disconnect switch

Safety camera package (right/rear)

Options

- Slewing gear brake via foot pedal
- Circumferential uppercarriage railing for additional safety
- LED lighting package
- Fire extinguisher
- Special paint finish
- Hydraulic tank pre-heating, electrical, with power socket on the upper carriage
- Low-temperature packages
- Platform with railing next to cab
- Hydraulically driven magnetic generator 9 kW
- SENtrack DS telematic system

Options ■ Rotating lights and alarm horns

HYDRAULIC SYSTEM

Load-sensing/LUDV hydraulic system for work and travel functions

Pump type Swashplate-type variable-displacement piston pump, load pressure-independent flow distribution for simultaneous, independent control of work functions

Pump control Zero-stroke control, on-demand flow control - the pumps only pump as much oil as will actually be used, pressure purging, load limit sensing control

Delivery rate **max. 310 l/min**

Operating pressure **max. 350 bar**

Filtration High-performance filtration with long change interval

Hydraulic tank **260 l**

Control system Proportional, precision hydraulic actuation of work movements, 2 hydraulic servo joysticks for the work functions, additional functions via switches and foot pedals

Safety All hydraulic circuits are secured with safety valves, Hydraulic accumulator for emergency release of the equipment and the cab when the engine is at a standstill
Pipe protection valves for stick cylinders and hoist cylinders

Options

- Bio oil
- ToolControl for programming the pressure/rate for up to 10 tools
- Additional hydraulic circuit for shear attachment
- Load moment warning with capacity utilization indicator with/without shutdown
- Electronic overload safeguard with overload shutdown
- SENNEBOGEN HydroClean 3 µm hydraulic microfilter system



SLEWING DRIVE


Gearbox Planetary gear with axial piston motor and integrated brake valves


Parking brake Spring-loaded, hydraulically vented safety multi-disk brake



Slewing ring Large dimensioned slewing ring


Slewing speed 0-8 rpm, variable. Hydraulic brake valves integrated in motor ensure wear-free braking.

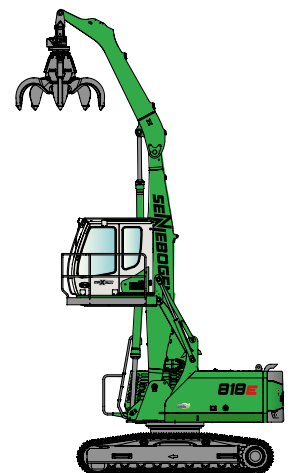
 CAB 	
Cab elevation	E270, hydraulically elevating cab
Cab equipment	Sliding door inc. sliding pane, vibration damped, tinted safety glass, front pane can be opened, roof window, windscreen wiper for front pane, radio preparation, air-suspended comfort seat, drive control via foot pedals, SENNEBOGEN SENCON control & diagnosis system
Options	<ul style="list-style-type: none"> ■ Maxcab Industry ■ Armored-glass windshield ■ Armored-glass sunroof ■ Safety side window and rear window ■ Windscreen wiper for front window/skylight ■ Rolling shade for roof window and windshield ■ FOPS protective roof guard ■ Protective front guard ■ Charcoal filter for circulating and outside air ■ Auxiliary heating ■ Climatic seat ■ Radio ■ Electric cool box ■ Joystick steering ■ 30° tiltable cab ■ Camera for ground monitoring ■ Protective cover for the seat ■ Comfort armrests

 EQUIPMENT	
Design	Box design with large dimensioned bearing points for long service life in sealed and dirt-protected construction. Oversized bearing points with low-maintenance, sealed special bushings, precision-crafted
Cylinders	Special hydraulic cylinder with hydraulic end position damping, optimized kinematics for high lifting power. The material handling equipment is specifically designed for high-performance applications.
Central lubrication	Automatic central lubrication system
Options	<ul style="list-style-type: none"> ■ Ball valves on the grab's hydraulic cables ■ Multi-coupling ■ Adjustable hoisting limiter/stick limiter ■ Additional cameras ■ Boom damping

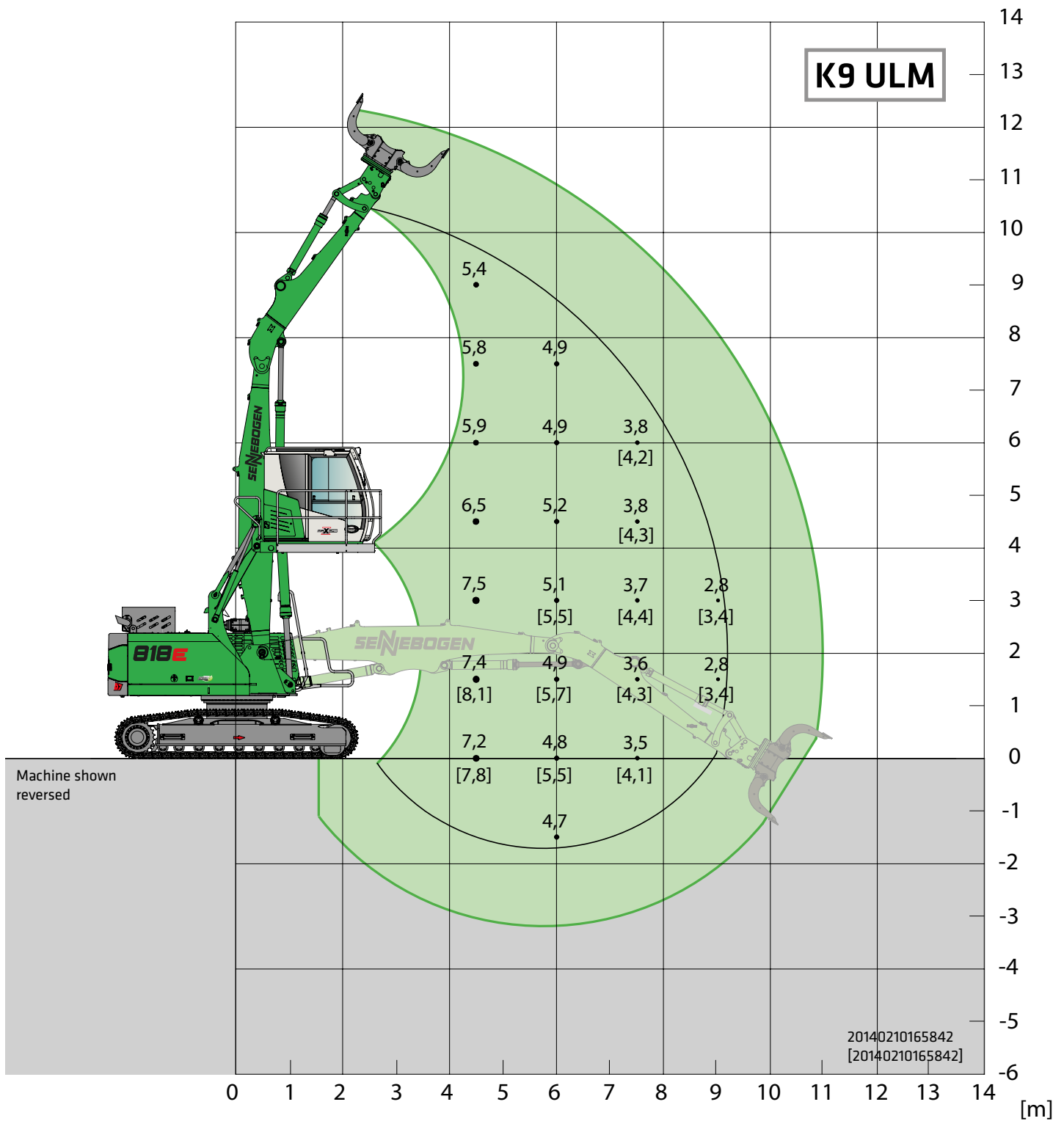
 UNDERCARRIAGE	
Design	Crawler undercarriage in stable, torsion-resistant box structure
Drive	Hydraulic travel drive
Parking brake	Spring-loaded multi-disc brakes with hydraulic brake valves
Traveling gear	Undercarriage with traveling gear B4HD with 600 mm and 3-bar base plates Crawler undercarriage type R25/240
Speed	0-1.8 kph level I, 0-2.4 kph level II
Options	<ul style="list-style-type: none"> ■ Crawler track B4HD with 700 mm 3-bar base plate, chamfered ■ Pylon extension

 ELECTRIC DRIVE 	
Option	<ul style="list-style-type: none"> ■ Output: 90 kW / 400 Volt / 50 Hz Total power input 200 kVA, safeguard on the machine, 200 A (alternatively 250 A with magnet system) at 400 V - motor start-up via star-delta circuit ■ Advantages: Lowest operating costs, quiet and virtually vibration-free work, long service life of hydraulic components

 OPERATING WEIGHT	
Mass	818 R with undercarriage type R25/240 and compact loading equipment K9 and orange peel grab 600 l approx. 25,000 kg
Note	The working weight varies depending on the design and features.



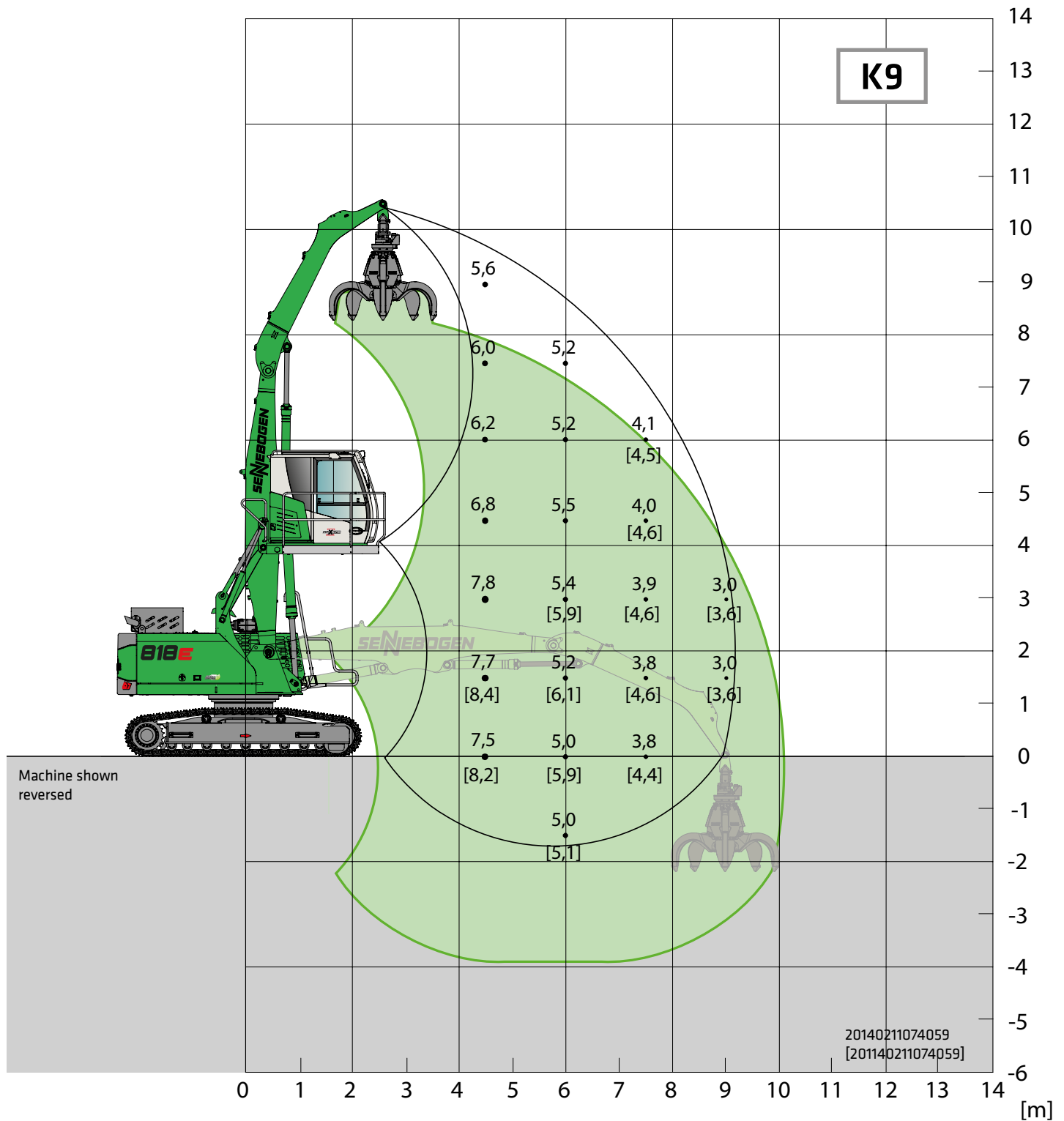
818E Load ratings



Undercarriage	R25/240	Compact boom	5.3 m	Cab	Maxcab E270,
		Grab stick	3.8 m ULM		hydraulically elevating

All load ratings are specified in tons (t) and apply at the end of the stick, without attachment, on solid, level ground. Attachments such as grabs, magnets, load hooks, etc. are part of the specified load ratings. The specified values are 75 % of the static tipping load or 87 % of the hydraulic lifting force in accordance with ISO10567. In accordance with EU standards EN474/5, hydraulic material handling machines used for hoisting must be equipped with pipe fracture safety devices on the hoist and stick cylinders and an overload warning device. Load ratings apply to max. gauge and they are 360° slewing. Load ratings in square brackets [] apply to longitudinal direction of the machine.

818E Load ratings



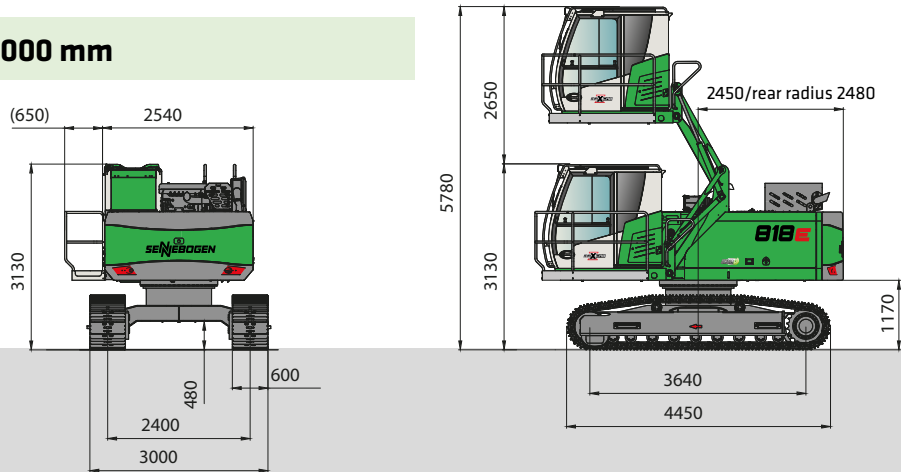
Undercarriage	R25/240	Compact boom	5.3 m	Cab	Maxcab E270,
		Grab stick	3.8 m		hydraulically elevating

All load ratings are specified in tons (t) and apply at the end of the stick, without attachment, on solid, level ground. Attachments such as grabs, magnets, load hooks, etc. are part of the specified load ratings. The specified values are 75 % of the static tipping load or 87 % of the hydraulic lifting force in accordance with ISO10567. In accordance with EU standards EN474/5, hydraulic material handling machines used for hoisting must be equipped with pipe fracture safety devices on the hoist and stick cylinders and an overload warning device. Load ratings apply to max. gauge and they are 360° slewing. Load ratings in square brackets [] apply to longitudinal direction of the machine.

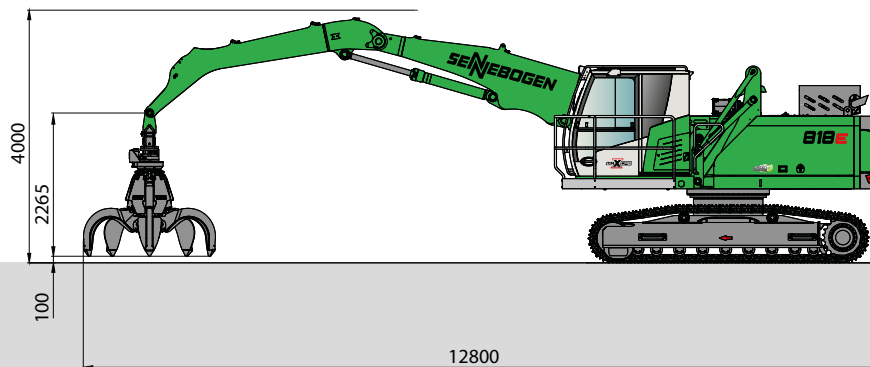
Subject to change.

818E Transport dimensions

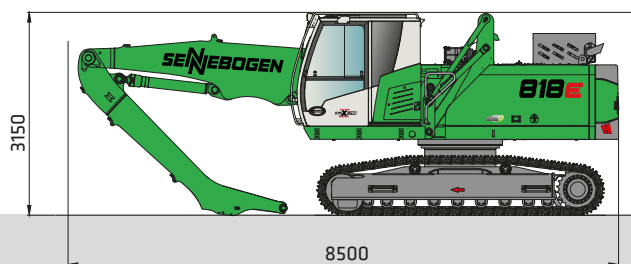
Transport width 3,000 mm



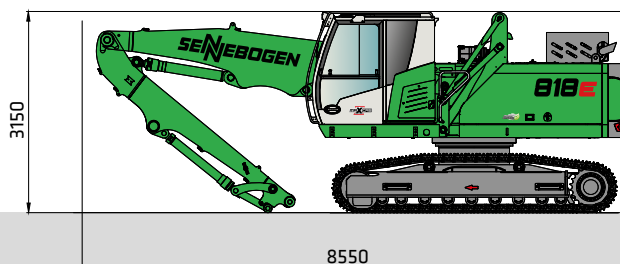
818 R with undercarriage R25/240 and hydraulically adjustable cab type E270



818 R with K9 - Compact boom 5.3 m, grab stick 3.8 m and SENNEBOGEN Orange peel grab



818 R with K9 - Compact boom 5.3 m and grab stick 3.8 m



818 R with K9 - Compact boom 5.3 m and ULM grab stick 3.8 m

B18E Recommended grabs

SGM orange peel grab (4 shells)



Design / size	Grab capacity	Weight ¹		Max. piled density
		Shell shape		
		HO	G	
SGM	l	kg	kg	t/m ³
500.20-4	500	835	975	2.0
400.30-4	400	1290	1390	
600.30-4	600	1315	1445	
800.30-4	800	1350	1515	

SGM orange peel grab (5 shells)



Design / size	Grab capacity	Weight ¹		Max. piled density
		Shell shape ²		
		HO	G	
SGM	l	kg	kg	t/m ³
500.20	500	970	1060	2.0
400.30	400	1480	1530	
600.30	600	1510	1590	
800.30	800	1550	1660	

Clamshell grab SGZ



Design / size	Grab capacity	Weight ¹	Max. piled density
		kg	t/m ³
1000.40	1000	1440	2.0
1200.40	1200	1575	

Sorting grab SGR



Type series / model	Grab capacity	Weight ¹
SGR	l	kg
800.30 L	380	1000
1000.30 L	450	1050
1200.30 L	520	1060

Magnetic plates



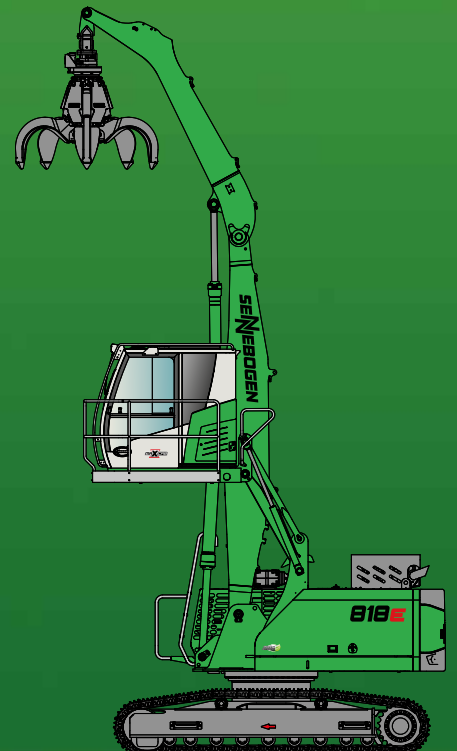
Type series / model	Power	Deadweight	Breakaway force	Lifting capacity in kg
WOKO	kW	kg	kN	Slab (safety factor 2)
S-RLB 10	4.8	730	190	9500
S-RLB 11.5	5.5	1060	240	12000
S-RLB 12.5	8.8	1310	280	14000
Recommended magnetic generator: 9 kW/15 kW				

*) Available upon request

¹⁾ Weight information without grab suspension, stick bolts, hose system

²⁾ Half-open shells: shell sheet steel width 400 mm, 500 mm wide for 1250 l capacity and higher

818E



This catalog describes machine models, scopes of equipment of individual models, and configuration options (standard equipment and optional equipment) of the machines delivered by SENNEBOGEN Maschinenfabrik GmbH. Machine illustrations can contain optional equipment and supplemental equipment. Actual equipment may vary depending on the country to which the machines are delivered, especially in regard to standard and optional equipment and tolerances.

All product designations used may be trademarks of SENNEBOGEN Maschinenfabrik GmbH or other supplying companies, and any use by third parties for their own purposes may violate the rights of the owners.

Please contact your local SENNEBOGEN sales partner for information concerning the equipment variants offered. Requested performance characteristics are only binding if they are expressly stipulated upon conclusion of the contract. Delivery options and technical features are subject to change. Errors and omissions excepted. Equipment is subject to change, and rights of advancement are reserved.

© SENNEBOGEN Maschinenfabrik GmbH, Straubing, Germany. Reproduction in whole or in part only with written consent of SENNEBOGEN Maschinenfabrik GmbH, Straubing, Germany.

SENNEBOGEN

SENNEBOGEN
Maschinenfabrik GmbH
Sennebogenstraße 10
94315 Straubing, Germany

Tel. +49 9421 540-144/146
marketing@sennebogen.de

Order no. / Item no. 187564
818R-E-081715-1119du-052003

GO FOR GREEN

 www.sennebogen.com